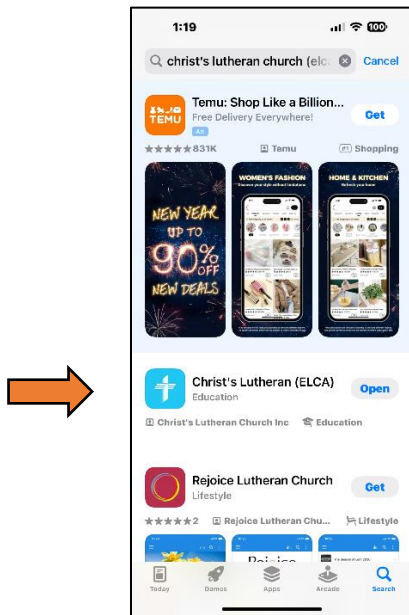


# Download Our New App!

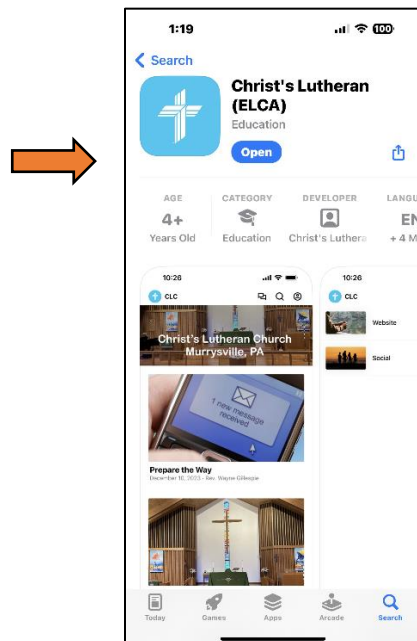
Step One: Go to the place where you usually get your Apps (this works on both Apple and Android devices).

Step Two: Search for our new App by typing: **Christ's Lutheran (ELCA)**

Step Three: Locate our App in the App Store.

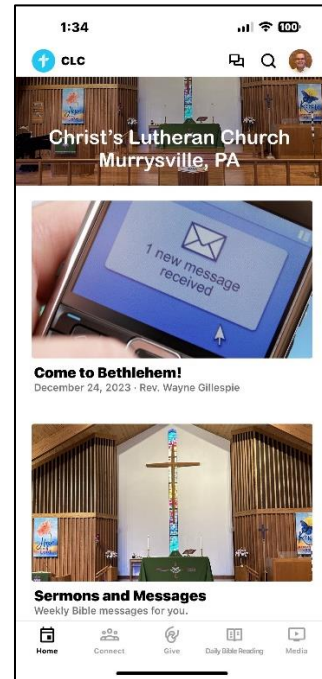


Step Four: Download our App and open it.

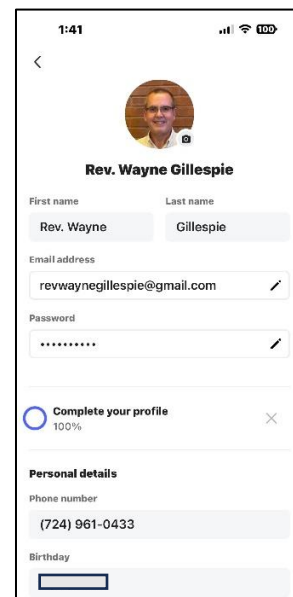


Step Five: Set up your Account and enter a Password. You can enter the password from a Google account (if you are using it).

Step Six: Open our new App and visit the place where you can update your information!

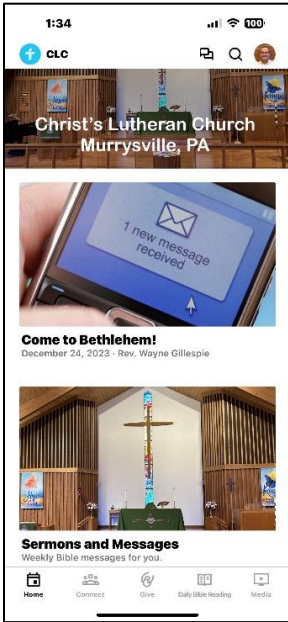


Step Seven: Enter your contact information to help us keep our records up to date (You'll see your initials if you don't share a photo).



# Use Our New App


## Screen Top



Most Recent  
 ← Sermon

All Recorded  
 ← Sermons

## Screen Bottom (Part Two)

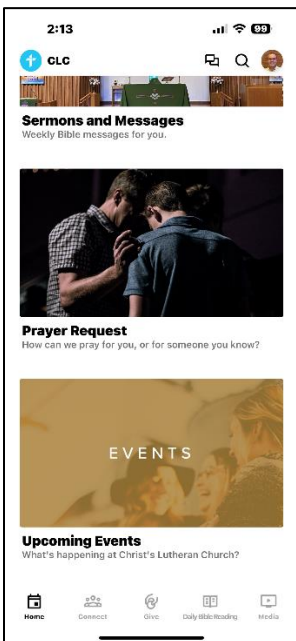


← Visitors Can Connect

← You Can Listen To Music

← You Can Volunteer

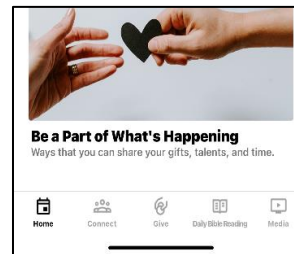
## Screen Bottom (Part One)



← You Can Submit a Prayer Request

← You Can Look At Our Church Calendar

## Screen Bottom (Part Three)



← More is on the Way!

↑ You Can Try Electronic Giving

→ Read the Bible With Friends